



e-Qute 04



POWERFUL


STYLISH

SMART

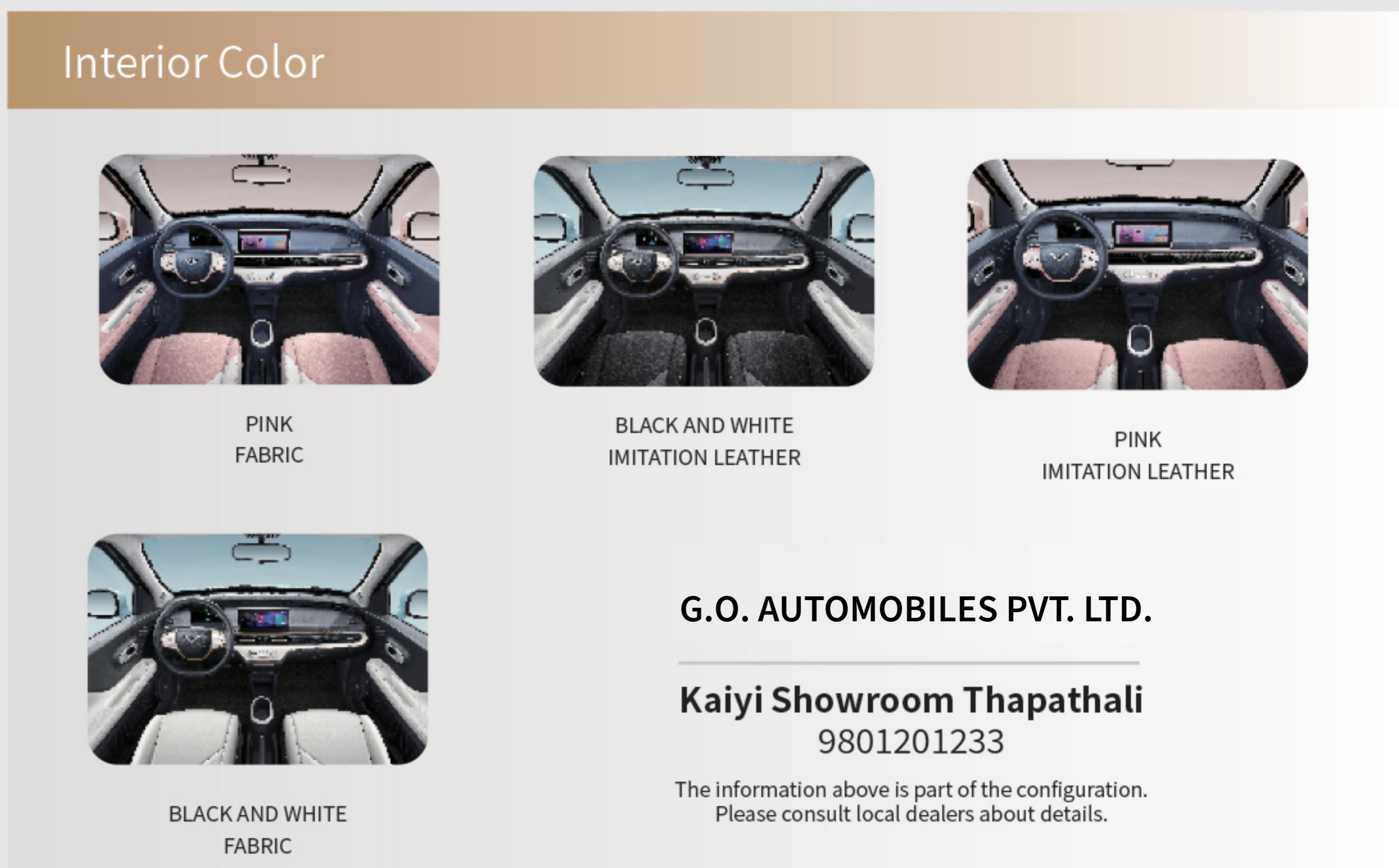

SAFE

Configurations	Details	
Motor Type		
Length*Width*Height (mm)	3695 *1685*1615	
Wheelbase (mm)	2500	
Min. Ground Clearance (mm)	165	
Seats	5	
Fast-Charging	●	
Fast-Charging Time (h)	0.5	
Slow-Charging Time (h)	7	
Fast-Charging Capacity (%)	30 - 80	
Electric Motor		
Motor Type	Permanent Magnet Synchronous Motor	
Peak Power	40	
Max. Torque (N.m)	110	
Max. Speed (km/h)	100	
Battery Type	Lithiumiron Phospate Battery	
Battery Capacity (kW.h)	28.08 (CATL)	
Range (km) CLTC	301	
Safety		
ABS+EBD+ASR+TCS+TRC+ESC+ESP+DCS	●	
Autohold	●	
Front Double Airbags	●	
Around View Monitor	●	
AVAS	●	
ISO-FIX	●	
Door Open Warning	●	
TPMS	●	
Manual Anti-glare Rear-view Mirrors	Front- / Rear	●
Front/rear Parking Radar	●	
Exterior		
Time-delayed Headlamp	●	
Daytime Running Lamp	●	
Headlamp Height Adjustment	●	
Interior		
Combined Dashboard	6.7 Inches	●
Gear	Column Shift	●
Multi-function Steering Wheel	●	
6-way Manual Adjustment of Driver' s Seat	●	
4-way Manual Adjustment of Front Passenger' s Seat	●	

Configuration	Details	
Convenience		
EPS	●	
Concealed Electric Door Handles	●	
EPB	●	
Brake Energy Recovery	●	
Keyless Entry	●	
One-Touch Start	●	
HAC	●	
Amusement		
Central Control LCD Touch Screen	●	
Bluetooth	●	
Phone Mapping		
	EASYCON/Apple Cardplay/Android AUTO	
USB Ports	1 USB & 1 Type C	●
Car Portable Charger	●	
WiFi	●	
Speakers Number	6	



The specific configuration should be subject to the actual vehicles.



G.O. AUTOMOBILES PVT. LTD.

Kaiyi Showroom Thapathali
9801201233

The information above is part of the configuration. Please consult local dealers about details.